



# CAIHC Pharmacy's Refill Pro Guide

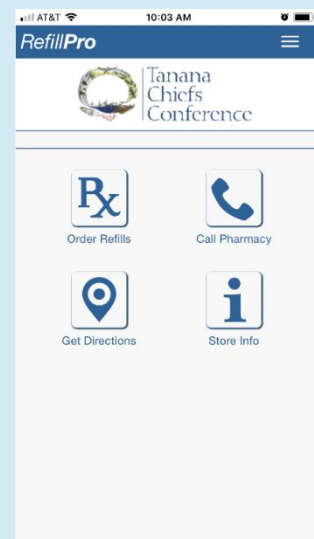
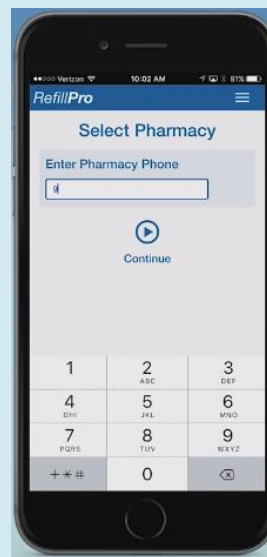


Chief Andrew Isaac Health Center pharmacy announces the RefillPro app which can be downloaded to an iPhone, Android or iPad through your app store. It is a new easy way to request refills of your medication by entering the RX number or by simply scanning the barcode on your bottle.

## Directions for use after downloading the app to your phone or tablet:

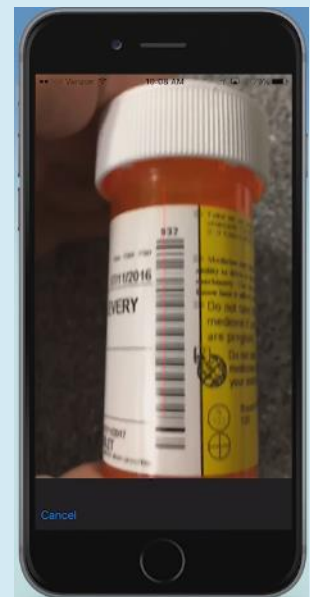
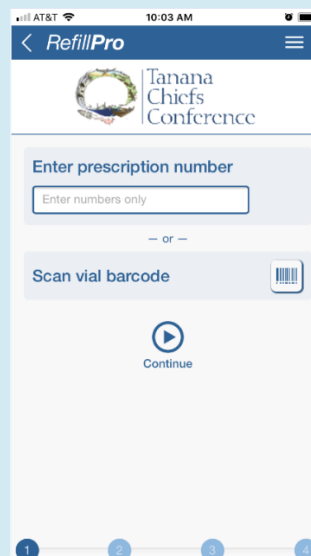
1. Select the pharmacy by entering the phone Number: **907-459-3807**  
It will take you to the Refill pro Tanana Chiefs Conference home page.  
From this page you can select:
  - Order refills
  - Call pharmacy
  - Get directions
  - Store info

To order refills select “order refills” button



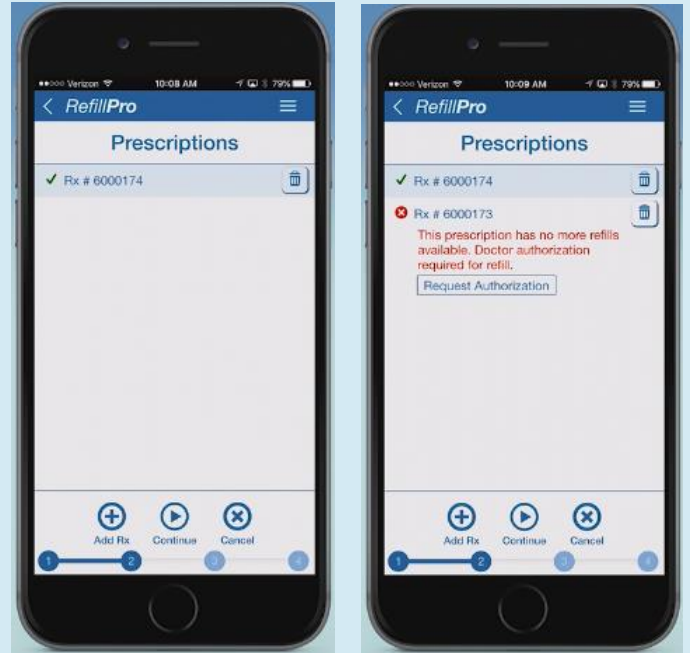
2. Enter the prescription number which is located on the medication bottle highlighted in yellow. Ignore any letters in the RX number.

You can also scan the prescription bottle label barcode as shown.



3. There will be a green checkmark if the prescription is refillable.

If the prescription is not active it will indicate that with a **red X** and give you details on why the prescription is not refillable.



4. Be sure indicate whether you would like the prescription mailed or picked up.

You can leave a comment on the order

